


The University of Scranton




A Message from Chief Bergmann

A handwritten signature in black ink, appearing to read "Bergmann", is positioned above a horizontal line. The line is composed of several thin, parallel lines, with the top one being slightly thicker and more textured, possibly representing a signature strip or a decorative element.

WEAPONS POLICY

REPORTING A CRIME AND OTHER
EMERGENCIES

ANONYMOUS



TIMELY WARNINGS

Royal Card Access Only

BUILDING ACCESS LEVELS

Total Lockdown

ASSESSMENT OF EMERGENCY
PLANS

NOTIFICATION OF MISSING
STUDENTS

Drug/Contraband Identification

CPR/First Aid-

Pedestrian Safety Initiative-

Crime Prevention Poster Series

UNIVERSITY HOUSING

LOW OCCUPANCY PERIODS

Murder and Non-negligent Manslaughter

Negligent Manslaughter

Sexual Assault -

Rape

Fondling

Incest

Statutory Rape

who is un

Domestic Violence

Dating Violence

Stalking

Robbery

PREPARATION OF ANNUAL DISCLOSURE OF CRIME STATISTICS & CLERY COMPLIANCE

Crimes Reported by The University of Scranton Police DCJ 3130621(h) TEB421(h)

Total Crimes Reported Offense Type	2021	2022	2023	2021	2022	2023	2021	2022	2023	2021	2022	2023	2021	2022	2023
Murder/Non-Negligent Manslaughter	0	0	0	0	0	0	0	0	0	0	0	0	0	0	0
Negligent Manslaughter	0	0	0	0	0	0	0	0	0	0	0	0	0	0	0
Sex Offenses	6	11	7	6	10	7	0	0	0	0	0	0	6	11	7
Rape	5	6	3	5	6	3	0	0	0	0	0	0	5	6	3
Sodomy	0	0	0	0	0	0	0	0	0	0	0	0	0	0	0
Fondling	1	5	4	1	4	4	0	0	0	0	0	0	1	5	4
Sex Offenses - Non-forcible Total	0	0	0	0	0	0	0	0	0	0	0	0	0	0	0
Incest	0	0	0	0	0	0	0	0	0	0	0	0	0	0	0
Statutory Rape	0	0	0	0	0	0	0	0	0	0	0	0	0	0	0
Domestic Violence	0	0	0	0	0	0	0	0	0	0	0	0	0	0	0
Dating Violence	0	0	0	0	0	0	0	0	0	0	0	0	0	0	0
Stalking	0	1	3	0	1	3	0	0	0	0	0	0	0	1	3
Robbery	0	0	0	0	0	0	0	0	0	0	1	0	0	1	0
Aggravated Assault	0	0	1	0	0	1	0	0	0	0	0	0	0	0	1
Burglary Total	0	0	0	0	0	0	0	0	0	0	0	0	0	0	0
Forcible Burglary	0	0	0	0	0	0	0	0	0	0	0	0	0	0	0
Non-Forcible Burglary	0	0	0	0	0	0	0	0	0	0	0	0	0	0	0
Attempted Burglary	0	0	0	0	0	0	0	0	0	0	0	0	0	0	0
Arson	0	0	0	0	0	0	0	0	0	0	0	0	0	0	0
Motor Vehicle Theft	0	0	1	0	0	0	0	0	0	0	0	0	0	0	0

Number of Arrests/Referrals for Select Offenses

Offense Type	2021	2022	2023	2021	2022	2023	2021	2022	2023	2021	2022	2023	2021	2022	2023
Liquor Law Violations															
Arrest	1	0	3	1	0	1	0	0	0	15	0	0	16	0	3
Referral	186	145	95	186	142	92	0	0	0	0	0	0	186	145	92
Drug Law Violations															
Arrest	0	0	0	0	0	0	0	0	0	0	0	0	0	0	0
Referral	37	15	22	36	13	21	0	0	0	0	0	0	37	15	22
Weapons Law Violations															
Arrest	0	0	0	0	0	0	0	0	0	0	0	0	0	0	0
Referral	0	0	0	0	0	0	0	0	0	0	0	0	0	0	0

[Redacted]

[Redacted]

[Redacted]

[Redacted]

[Redacted]

[Redacted]

[Redacted]

[Redacted]

[Redacted]

The Pennsylvania College and University Security Act requires the release of crime statistics and rates to students and employees, and it requires that those statistics be available to applicants and new employees upon request. The rate is based on the actual number of Full Time Equivalent (FTE) students and employees, which is calculated according to state-mandated formula. The index in the table below is based on incidents per 100,000 FTE's. The statistics below include incidents that are not reportable under The Jeanne Clery Disclosure of Campus Security Policy and Campus Crime Statistics Act and The College and University Security Act of 1988.

Offense	2021	Rate per 100,000	2022	Rate per 100,000	2023	Rate per 100,000

Available Programs and Services for Employees.

Disciplinary Sanctions.

Applicable Laws & Legal Consequences

I. University Alcohol Policy

ALCOHOL/DRUG-RELATED EDUCATIONAL PROGRAMS:

NON-DISCRIMINATION AND ANTI-HARASSMENT POLICY

SEXUAL HARASSMENT & SEXUAL MISCONDUCT: POLICIES, SERVICES,
RESOURCES, AND PROTOCOLS

Quid Pro Quo Sexual Harassment

Sexual Assault

Intimate Partner Violence -

Stalking -

Retaliation

UNIVERSITY DISCIPLINARY PROCESS

standard

applying the preponderance of the evidence

C. Remedies for Students and Employees

D. Long-Term Remedies/Other Actions

E. Failure to Comply with Sanctions and/or Interim and Long-term Remedies and/or Responsive Actions

F


THE UNIVERSITY OF SCRANTON

IMMEDIATE EVACUATIONS



2022 Fire Safety Statistics

Address	Fire Incidents	Fire Deaths	Fire Injuries	Fire Property Damage	Fire Economic Loss	Fire Environmental Damage	Fire Social Impact
Driscoll Hall - 1028 Mulberry Street	0	0	N/A	N/A	N/A	N/A	N/A
Elizabeth Ann Siton House - 300 Buenzi Court	0	0	N/A	N/A	N/A	N/A	N/A
Fayette House - 400 Clay Avenue	0	0	N/A	N/A	N/A	N/A	N/A
Gavigan Hall - 1101 Linden Street	0	0	N/A	N/A	N/A	N/A	N/A
Mortrone Hall - 915 Mulberry Street	0	0	N/A	N/A	N/A	N/A	N/A
Pilarz Hall - 901 Mulberry Street	0	0	N/A	N/A	N/A	N/A	N/A
Romero Plaza - B - 342 Madison Avenue	0	0	N/A	N/A	N/A	N/A	N/A
Romero Plaza - D - 338 McKenna Court	0	0	N/A	N/A	N/A	N/A	N/A





THE UNIVERSITY OF
SCRANTON

The University of Scranton
800 Linden Street
Scranton, PA 18510